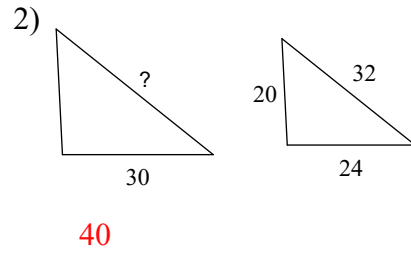
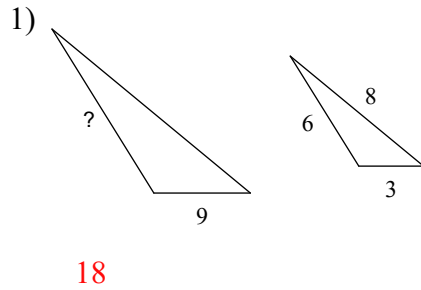
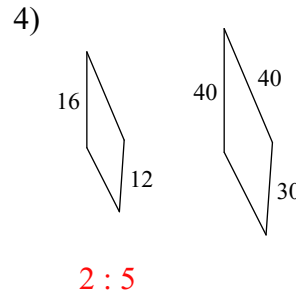
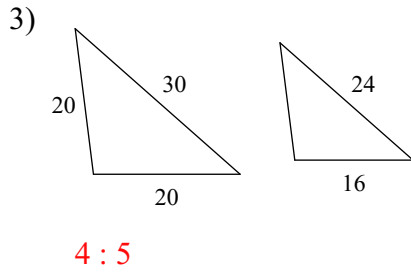


The polygons in each pair are similar. Find the missing side length.

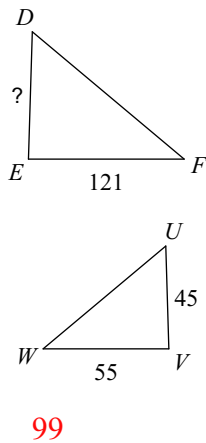


The polygons in each pair are similar. Find the scale factor of the smaller figure to the larger figure.

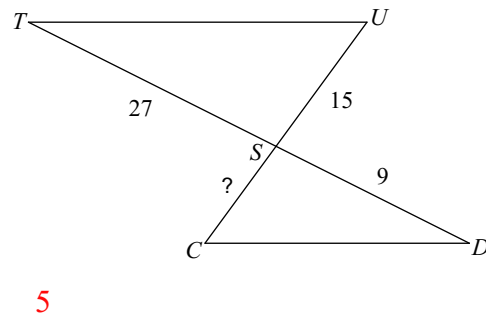


Find the missing length. The triangles in each pair are similar.

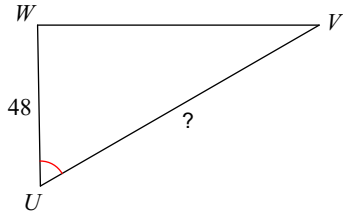
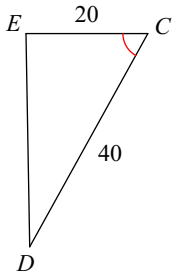
5) $\triangle DEF \sim \triangle UVW$



6) $\triangle STU \sim \triangle SDC$



7) $\triangle UVW \sim \triangle CDE$

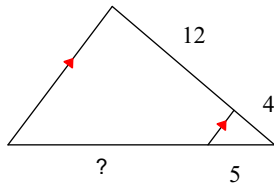


96

8) Donna is 6 feet tall and she is casting a shadow that is 9 feet long. She is standing next to a tree that is casting a shadow that is 25 feet long. How tall is the tree? Draw a picture to help set up the proportion and show all work. CIRCLE your answer.

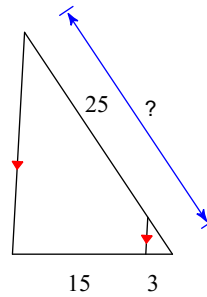
TRIANGLE PROPORTIONALITY THEOREM. Find the missing length indicated.

9)



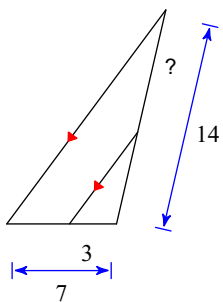
15

10)



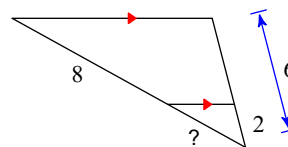
30

11)



8

12)

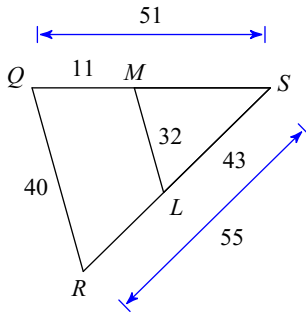


4

TRIANGLE SIMILARITY.

Are the triangles similar? If they are similar, state AA, SAS, or SSS and complete the similarity statement. If they are not similar, state "not similar".

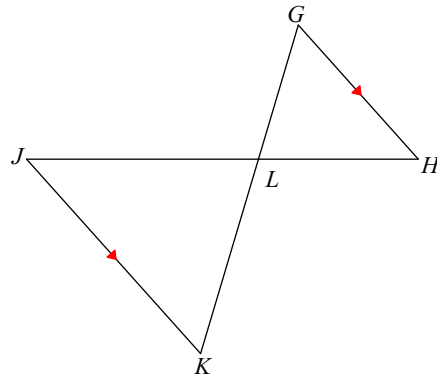
13)



$\triangle SRQ \sim$ _____

not similar

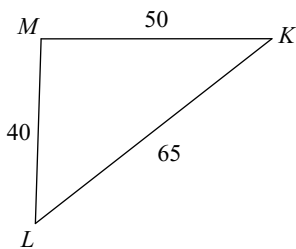
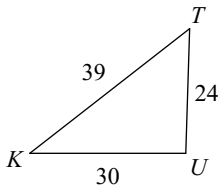
14)



$\triangle LKJ \sim$ _____

similar; AA similarity; $\triangle LGH$

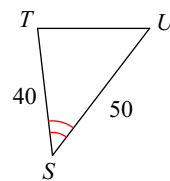
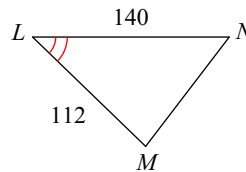
15)



$\triangle KLM \sim$ _____

similar; SSS similarity; $\triangle KTU$

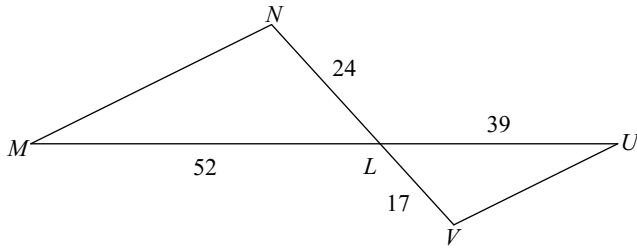
16)



$\triangle LMN \sim$ _____

similar; SAS similarity; $\triangle STU$

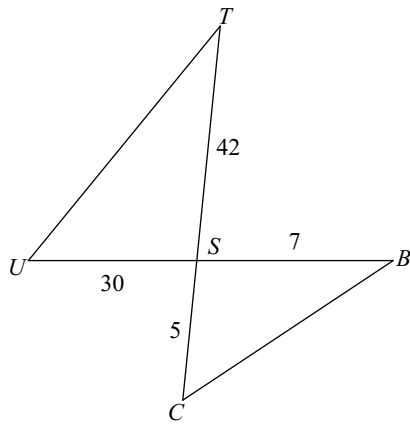
17)



$\triangle LMN \sim$ _____

not similar

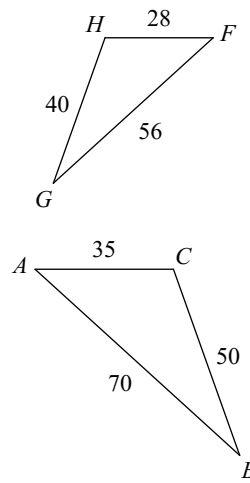
18)



$\triangle STU \sim$ _____

similar; SAS similarity; $\triangle SBC$

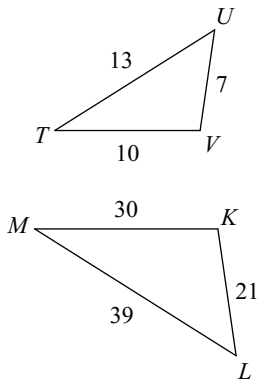
19)



$\triangle ABC \sim$ _____

similar; SSS similarity; $\triangle FGH$

20)



$\triangle MLK \sim$ _____

similar; SSS similarity; $\triangle TUV$